

Lifting with a Lever

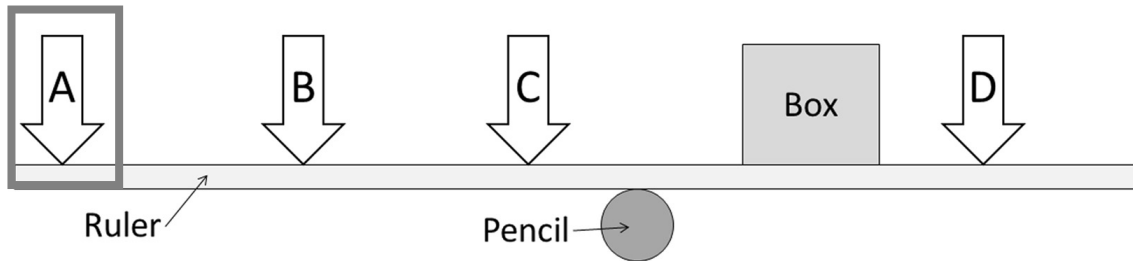
Student quiz — Answer key

Directions: Circle the best answer for each question below.

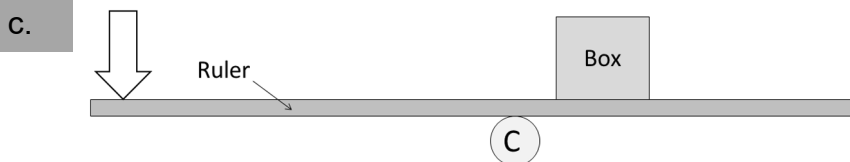
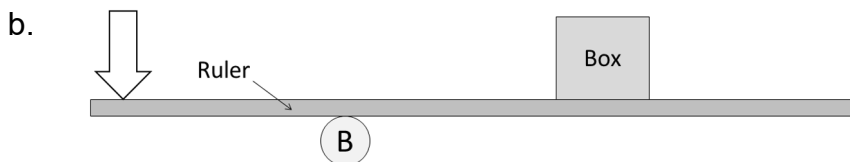

1. Which piece of playground equipment is an example of a lever?

- a. Slide
- b. Basketball hoop
- c. Seesaw or teeter-totter
- d. Ladder

2. Where should you push on this lever to make it easiest to lift the box? (Circle the arrow indicating the spot to push.)



3. You push on this lever at the arrow. Where should you place the pencil to make it easiest to lift the box?



Lifting with a Lever!—

Page 2

Directions: Circle the best answer for each question below.

4. What are some examples of materials you could use to make a simple lever?
- a. A long piece of wood and a piece of pipe
 - b. A strong tree branch and a rock
 - c. A ruler and a piece of chalk
 - d. All of the above
5. A door is also a type of lever. If a door is already open a little bit, and you want to open it all the way, it will open most easily if you:
- a. Push near the doorknob
 - b. Push near the hinges
 - c. It will open just as easily no matter where on the door you push